

School Performance Report 2015-2016

Lake Tapps Elementary School

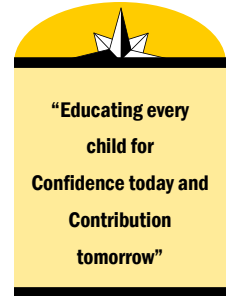
Dieringer School District #343

1320 178th Avenue E
Lake Tapps, WA 98391
253-862-6600

Initial Opening: 1969

Rebuilt: 2005

Principal: Pat Webster



"We will instill in all students the desire to be productive and responsible life long learners. We will provide a positive, safe, and encouraging environment while educating all and meeting individual needs."

Lake Tapps Elementary educates approximately 437 students. Our students are in grades first, second, and third. We provide a small school setting with comparatively low class sizes. The average class size is approximately 22 students per teacher. Each person on our staff, both certificated and classified, are highly qualified according to federal standards. This means that our certificated staff have at least a bachelor's degree in the area in which they teach. 79% of our teachers have a master's degree and 7 are National Board Certified. Classified staff all have at least two years of college or have passed a test demonstrating basic skills. Our Measurements of Student Progress (MSP) scores for reading and math remain strong, and we continue to make Adequate Yearly Progress (AYP).

Lake Tapps Elementary is proud to report that we have been designated a "Washington Achievement Award Winner" by the Office of the Superintendent of Public Instruction.

Our educational program benefits from the Academic Collaboration and Enhancement (ACE) time that is used by staff to plan together, provide staff development, refine curriculum, and communicate with parents. The talents and skills of each student and staff member alike are fostered during this time to maximize learning.

Communication with our community is very important to us. We electronically send home weekly school newsletters; most teachers also send home regular newsletters. School and classroom websites are another way in which we make information available to the community. Several times per year "Your Dieringer Schools" is mailed to all homes within the district.

Lake Tapps Elementary is an inviting place to visit. We have an active parent population that provides support for our school. On any given day you will find a host of parents supporting our students by helping in the library and classrooms, on the playground, and are frequently found enjoying lunch with their children in the multipurpose room. Last year our volunteers logged in over 8,000 hours of help to the students, staff, and school. Countless hours were also given through the PTA.



Dieringer School District Goals

To provide optimal educational opportunities for all students, the Dieringer School District will be characterized by:

- *assuring a quality education where the vast majority of students demonstrate proficiency at their given grade level in reading, writing, mathematics, and science, as well as knowledge of our cultural, civic, and historical heritage;*
- *every student completing an engaging, aligned, research-based, and rigorous curriculum;*
- *enhanced programs that promote good citizenship, teach character education, and value diversity;*
- *highly qualified teachers, support staff, and administrators;*
- *a 21st century infrastructure maintained, which includes the educational facilities and technologies to support the academic goals;*
- *engaging parents in many aspects of the educational program;*
- *providing each student the opportunity to participate in extra-curricular activities.*

STUDENT ETHNICITY

Shown in percentages

Am. Indian/Alaskan Native.....	0.4
Native Hawaiian/Pacific Islander.	0.8
Asian.....	6.4
Black/African American.....	1.6
Hispanic/Latino.....	9.5
Two or more race.....	12.4
White.....	68.6

SCHOOL IMPROVEMENT PLANS (from 2015-2016)

Each year we develop plans to increase our students' skills to become better readers and mathematicians.

Reading:

Goal: 85% of 2nd graders will perform at grade level or above on the Spring STAR Reading Assessment. **Actual: 83.9%**

Goal: 85% of 3rd graders will perform at grade level or above on the Spring STAR Reading Assessment. **Actual: 84.3%**

Math:

Goal: 85% of 2nd graders will perform at grade level or above on the Spring STAR Math Assessment. **Actual: 91%**

Goal: 85% of 3rd graders will perform at grade level or above on the Spring STAR Math Assessment. **Actual: 91%**

LAKE TAPPS ELEMENTARY STAFF

Principal	1
Classroom Teachers	21
Special Programs:	
Special Education Teachers	2
Title I Teacher	1
P.E.	1
Integrated Arts	1
Tech. Specialist	.5
Counselor	1
Library Tech	1
Speech/OT/PT (pt. time)	3
School Psychologist	.5
Educational Assistants	15
Office Personnel	1
Health Room Tech	1
Cafeteria	2
Custodians	2

3rd Grade SBA (Smarter Balanced Assessment) Results May 2016

ELA (English Lang. Arts) (% at or above proficient)

79.1%—published scores

80.5%—excluding “no score” (state ranking—8th)


Math (% at or above proficient)

88.8%—published scores

89.9%—excluding “no score” (state ranking—4th)

“no score”—the overall percent without the zeros averaged in from students who did not participate in the SBA.

AVERAGE DAILY STUDENT ATTENDANCE

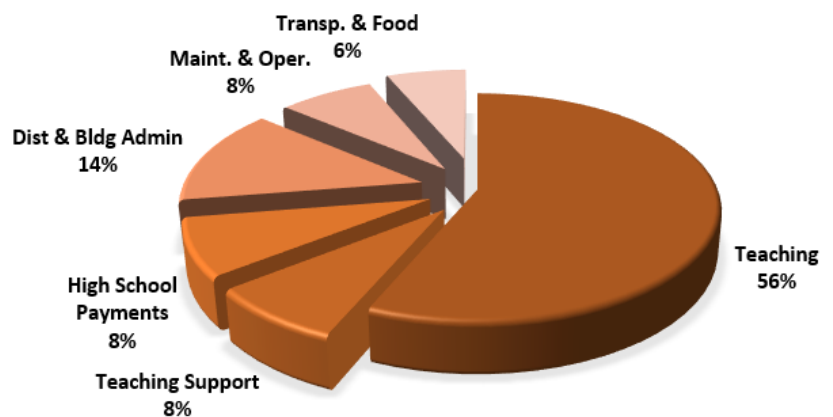


STUDENT:TEACHER RATIO

22.8	(2012-13)
23.0	(2013-14)
23.0	(2014-15)
24.5	(2015-16)
20.8	(2016-17)



DISTRICT EXPENDITURES



Average Expenditure per Student = \$12,826.46

Further information regarding Lake Tapps Elementary can be found on the Office of Superintendent of Public Instruction Website:

www.k12.wa.us

Click on State Report Card